



435 Fort Washington Avenue, Suite 1C, New York, NY, 10033

Tel: (212) 923-0408 - Fax: (646) 657-0037 or (212) 923-4032

[www.josegoris.com](http://www.josegoris.com)

## LAB CODES \ CODIGOS del LABORATORIO

---

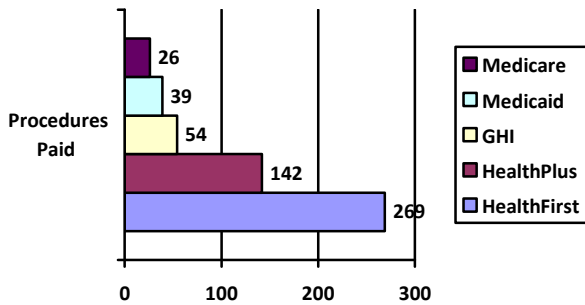
<b>EKG: 93000</b>	<b>SPIROMETRY: 94010</b>
<b>FINGER Stick: 82948</b>	<b>VENIPUNCT: 36415</b>
<b>INR: 85610</b>	<b>AUIOSCOPE: 92551</b>
<b>GUAIC: 82270</b>	<b>URIN ANALYSIS in HOUSE: 81000</b>

## Practice Quantity Evaluation:

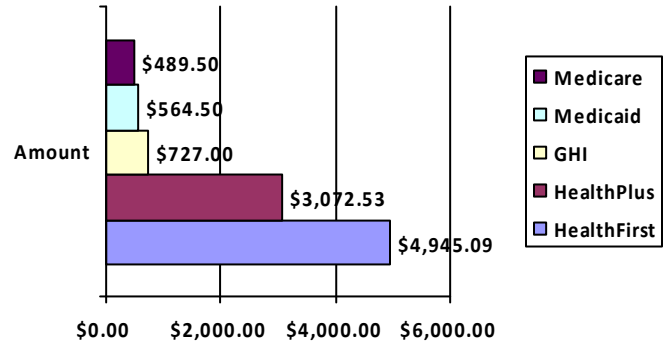
Total Preformed: <b>856</b>	Paid: <b>716</b>
Unpaid: <b>135</b>	Total Amount Paid: <b>\$12,084.24</b>

## Insurance Higher Payers:

Procedures Paid



Amount



## Quantity Evaluation/Worst Payers:

Payers	EKGs	Paid	Unpaid Proc	Est Work hrs	Est Mat Cost	Est Loss
Neighborhood	71	3	68	17	\$68	\$289.00
Amerigroup	19	0	19	3.1	\$19	\$80.75
Medicaid	51	39	12	3	\$12	\$43.00
Medicare	38	26	12	3	\$12	\$43.00

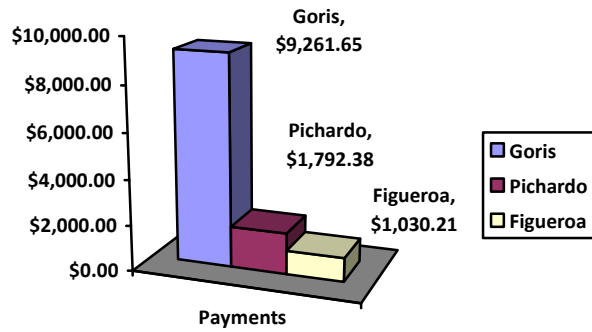
## Best Payers:

Payers	Amount
Guardian	\$35.16
Magnacare	\$32.04
1199	\$32.00
GHI	\$28.00
HF	\$24.47
Medicaid	\$23.65

## Provider Performance:

Provider Name	HTN PATIENTS Seen	Procedures	Percentage
Dr Goris	1386	643	40%
Pichardo	653	125	20%
Figueroa	373	78	21%

HP	\$22.18
----	---------



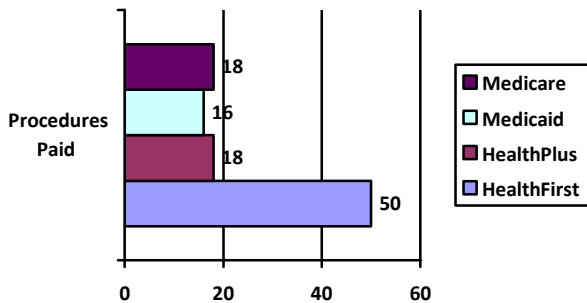
## SPIROMETRY. Code: 94010

### Practice Quantity Evaluation:

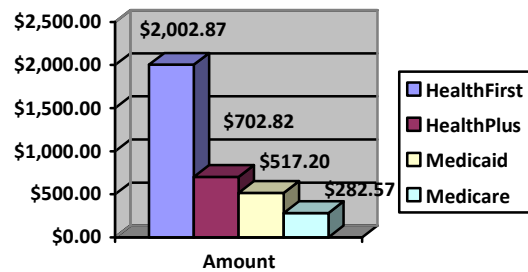
Total Preformed: <b>247</b>	Paid: <b>130</b>
Unpaid: <b>117</b>	Total Amount Paid: <b>\$4,107.04</b>

### Insurance Higher Payers:

#### Procedures Paid



#### Amount



### Quantity Evaluation/Worst Payers:

Payers	Spiro	Paid	Unpaid Proc	Est Work hrs	Est Mat Cost	Est Loss
Neighborhood	34	9	25	7	\$25	\$116.00
Wellcare	29	4	25	7	\$25	\$116.00
VNS	17	0	17	5	\$17	\$72.25
Fidelis	17	5	12	3	\$12	\$43.00

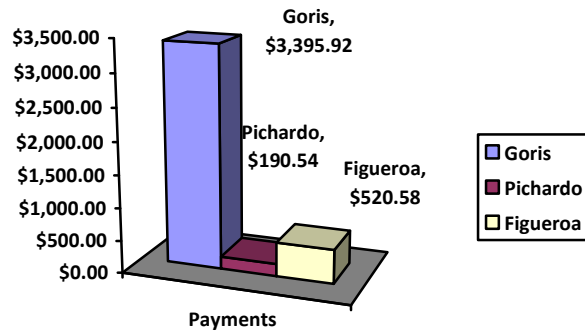
### Best Payers:

Payers	Amount
HF	\$41.22
GHI	\$40.00
HP	\$39.95
Medicare	\$34.71

### Provider Performance:

Provider Name	Asthma PT Seen	Procedures	Percentage
Dr Goris	239	200	84%
Pichardo	114	12	11%
Figueroa	90	40	44%

Fidelis	\$37.26
WellCare	\$28.87
Medicaid	\$27.65



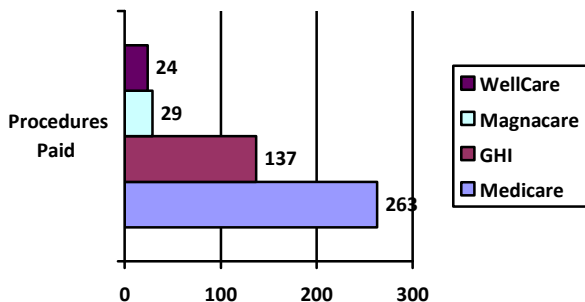
**VENIPUNCT.** Code: 36415

### Practice Quantity Evaluation:

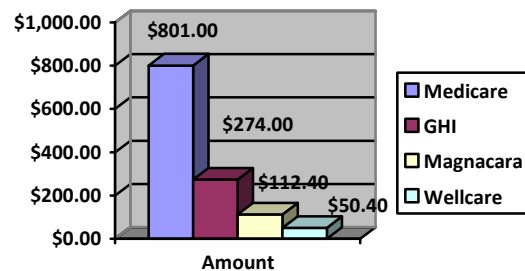
Total Preformed: <b>2095</b>	Paid: <b>1290</b>
Unpaid: <b>805</b>	Total Amount Paid: <b>\$1,339.00</b>

### Insurance Higher Payers:

Procedures Paid



Amount



### Quantity Evaluation/Worst Payers:

Payers	Venipunct	Paid	Unpaid Proc	Est Work hrs	Est Mat Cost	Est Loss
HF	205	0	205	2	\$205	\$230
Medicaid	184	0	184	2	\$184	\$204
HP	178	0	178	2	\$178	\$208.00
Neighborhood	108	0	108	2	\$108	\$138.00

### Best Payers:

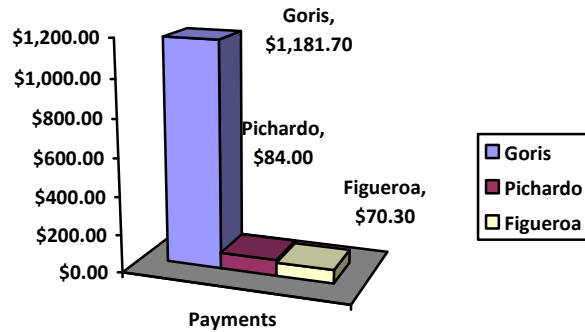
Payers	Amount
HP	\$4.09
1199	\$4.00
Local 272	\$4.00

### Provider Performance:

Provider Name	PT Seen	Procedures	Percentage
Dr Goris	1084	2095	52%
Pichardo	107	2095	5%

United Heat	\$3.89
cigna	\$3.89
Magnacare	\$3.60
Medicare	\$3.00

Figueroa	99	2095	5%
----------	----	------	----



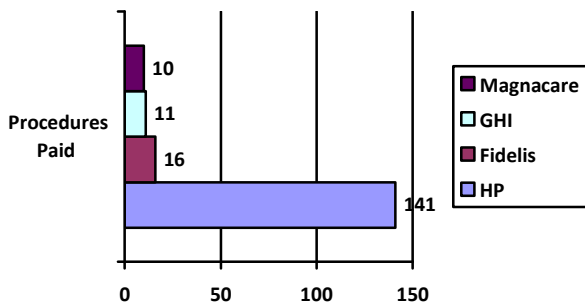
### FINGER Stick Code: 82948

#### Practice Quantity Evaluation:

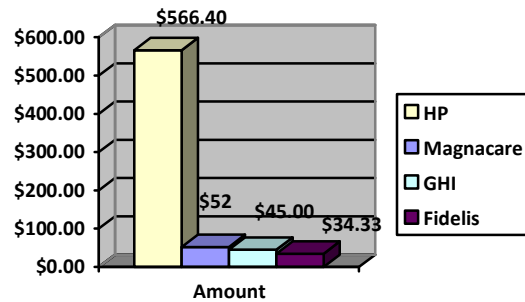
Total Preformed: <b>1997</b>	Paid: <b>186</b>
Unpaid: <b>1811</b>	Total Amount Paid: <b>\$735.47</b>

#### Insurance Higher Payers:

Procedures Paid



Amount



#### Quantity Evaluation/Worst Payers:

Payers	Figer Stick	Paid	Unpaid Proc	Est Work hrs	Est Mat Cost	Est Loss
HF	680	0	680	24	\$170	\$505
Wellcare	283	0	283	13	\$70	\$265
Medicare	247	0	178	12	\$178	\$245
Neighborhood	107	0	107	4	\$27	\$87

#### Best Payers:

Payers	Amount
GHI	\$5.00

#### Provider Performance:

Provider Name	PT Seen	Procedures	Percentage
Dr Goris	No Data	No Data	No Data

HP	\$4.90
Magnacare	\$4.50
Fidelis	\$4.23

Pichardo	No Data	No Data	No Data
Figueroa	No Data	No Data	No Data

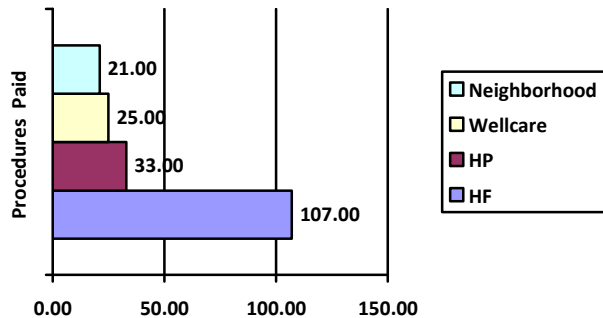
### Flu Vaccine, Code: 90658

#### Practice Quantity Evaluation:

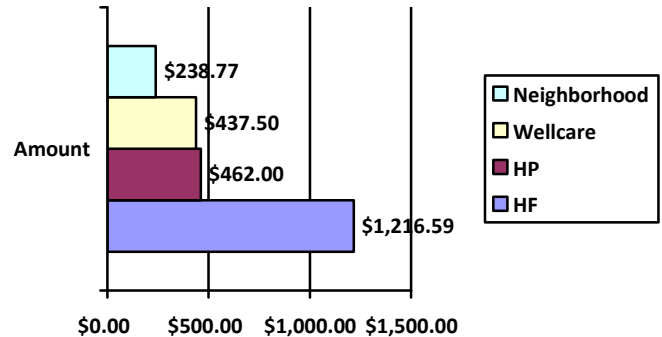
Total Preformed: <b>492</b>	Paid: <b>362</b>
Unpaid: <b>130</b>	Total Amount Paid: <b>\$3,108.08</b>

#### Insurance Higher Payers:

Procedures Paid



Amount



#### Quantity Evaluation/Worst Payers:

Payers	Flu	Paid	Unpaid Proc	Est Work hrs	Est Mat Cost	Est Loss
WellCare	82	25	57	15	\$1	\$270
HF	137	107	30	17	\$1	\$70
Neighborhood	28	21	7	2	\$1	\$30
HP	39	33	6	2	\$1	\$30

#### Best Payers:

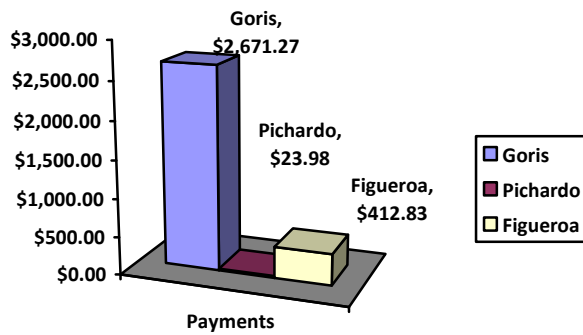
Payers	Amount
--------	--------

#### Provider Performance:

Provider Name	Flu Pt seen	Procedures	Percentage
---------------	-------------	------------	------------

Medicaid	\$27.98
Wellcare	\$25.00
Fidelis	\$24.50
Aetna	\$20.83
HP	\$14.00
GHI	\$12.62
Medicare	\$11.37

Dr Goris	414	492	82%
Pichardo	36	492	7%
Figueroa	51	492	11%



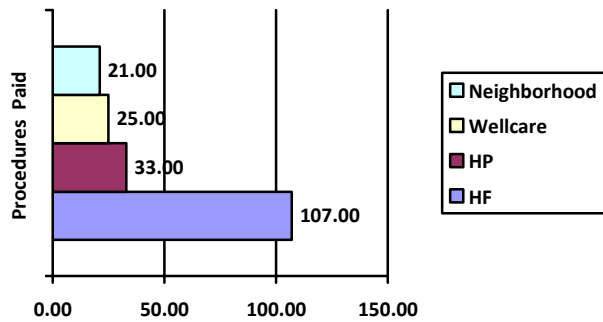
## Flu Vaccine, Code: 90658

### Practice Quantity Evaluation:

Total Preformed: <b>492</b>	Paid: <b>362</b>
Unpaid: <b>130</b>	Total Amount Paid: <b>\$3,108.08</b>

### Insurance Higher Payers:

Procedures Paid



Amount

